



# Vanguard Short-Term Inflation-Protected Securities Index Fund

Bond fund | Institutional Shares

Fund facts

Risk level					Total net assets	Expense ratio as of 02/03/25	Ticker symbol	Turnover rate	Inception date	Fund number
Low <-----> High										
1	2	3	4	5	\$21,877 MM	0.03%	VTSPX	25.9%	10/17/12	1867

Investment objective

Vanguard Short-Term Inflation-Protected Securities Index Fund seeks to track the performance of a benchmark index that measures the investment return of inflation-protected public obligations of the U.S. Treasury with remaining maturities of less than five years.

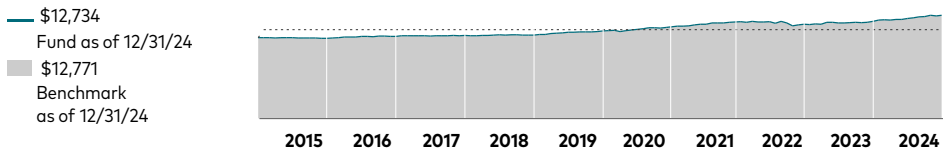
Investment strategy

The fund employs an indexing investment approach designed to track the performance of the Bloomberg U.S. Treasury Inflation-Protected Securities (TIPS) 0–5 Year Index. The index is a market-capitalization-weighted index that includes all inflation-protected public obligations issued by the U.S. Treasury with remaining maturities of less than five years. The fund attempts to replicate the target index by investing all, or most, of its assets in the securities that make up the index, holding each security in approximately the same proportion as its weighting in the index.

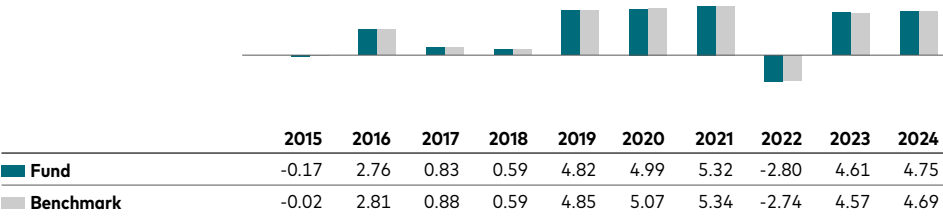
Benchmark

Bloomberg US 0-5 Year TIPS Index

Growth of a \$10,000 investment : January 31, 2015—December 31, 2024



Annual returns




Total returns

Periods ended June 30, 2025						
	Quarter	Year to date	One year	Three years	Five years	Ten years
Fund	0.98%	4.05%	6.55%	3.98%	3.76%	2.86%
Benchmark	0.95%	4.02%	6.49%	3.95%	3.76%	2.87%

The performance data shown represent past performance, which is not a guarantee of future results. Investment returns and principal value will fluctuate, so investors' shares, when sold, may be worth more or less than their original cost. Current performance may be lower or higher than the performance data cited. For performance data current to the most recent month-end, visit our website at [vanguard.com/performance](https://www.vanguard.com/performance). The performance of an index is not an exact representation of any particular investment, as you cannot invest directly in an index.

Figures for periods of less than one year are cumulative returns. All other figures represent average annual returns. Performance figures include the reinvestment of all dividends and any capital gains distributions. All returns are net of expenses.

Distribution by issuer—bonds



Bloomberg US 0-5 Year TIPS Index: Includes inflation-protected public obligations issued by the U.S. Treasury with remaining maturities of less than five years.

# Vanguard Short-Term Inflation-Protected Securities Index Fund

Bond fund | Institutional Shares

Distribution by credit quality\*



■ U.S. Government	99.9%	■ Not Rated	0.1
-------------------	-------	-------------	-----

Connect with Vanguard • [vanguard.com](https://www.vanguard.com)

Plain talk about risk

An investment in the fund could lose money over short or even long periods. You should expect the fund's share price and total return to fluctuate within a wide range, like the fluctuations of the overall bond market. The fund's performance could be hurt by:

**Income fluctuations:** The fund's quarterly income distributions are likely to fluctuate considerably more than the income distributions of a typical bond fund. Income fluctuations associated with changes in interest rates are expected to be low; however, income fluctuations associated with changes in inflation are expected to be high. Overall, investors can expect income fluctuations to be high for the fund.

**Interest rate risk:** The chance that the value of a bond will fluctuate due to a change in the level of interest rates. Although inflation-indexed bonds seek to provide inflation protection, their prices may decline when interest rates rise and vice versa. Because the fund's dollar-weighted average maturity is expected to be 5 years or less, interest rate risk is expected to be low for the fund.

**Index replicating risk,** which is the chance that the fund may be prevented from holding one or more securities in the same proportion as in its target index.

**Index-related risks:** The fund is subject to risks associated with index investing, which include passive management risk, tracking error risk, and index provider risk. Passive management risk is the chance that the fund's use of an indexing strategy will negatively impact the fund's performance. Because the fund seeks to track the performance of its target index regardless of how that index is performing, the fund's performance may be lower than it would be if the fund were actively managed. Tracking error risk is the chance that the fund's performance will deviate from the performance of its target index. Tracking error risk may be heightened during times of increased market volatility or under other unusual market conditions. Index provider risk is the chance that the fund will be negatively impacted by changes or errors made by the index provider. Any gains, losses, or costs associated with or resulting from an error made by the index provider will generally be borne by the fund and, as a result, the fund's shareholders.

\*Credit-quality ratings are measured on a scale that generally ranges from AAA (highest) to D (lowest). "NR" is used to classify securities for which a rating is not available. NR securities may include internal money market funds, derivatives, and futures. U.S. Treasury, U.S. agency, and U.S. agency mortgage-backed securities appear under "U.S. Government." Credit-quality ratings for each issue are either obtained from Bloomberg using ratings derived from Moody's Investors Service (Moody's), Fitch Ratings (Fitch), and Standard & Poor's (S&P), or directly from Moody's and S&P. Credit-quality ratings obtained from Bloomberg use the following methodologies: When ratings from all three agencies are available, the median rating is used; when ratings from only two of the agencies are available, the lower rating is used; and when one rating is available, that rating is used. Credit-quality ratings obtained directly from Moody's and S&P use the higher rating for each issue.

"Bloomberg" is a service mark of Bloomberg Finance L.P. and its affiliates, including Bloomberg Index Services Limited ("BISL"), the administrator of the index (collectively, "Bloomberg") and have been licensed for use for certain purposes by Vanguard. Bloomberg is not affiliated with Vanguard, and Bloomberg does not approve, endorse, review, or recommend the products. Bloomberg does not guarantee the timeliness, accurateness, or completeness of any data or information relating to the products.

For more information about Vanguard funds or to obtain a prospectus, see below for which situation is right for you.

If you receive your retirement plan statement from Vanguard or log on to Vanguard's website to view your plan, visit [vanguard.com](https://www.vanguard.com) or call 800-523-1188.

If you receive your retirement plan statement from a service provider other than Vanguard or log on to a recordkeeper's website that is not Vanguard to view your plan, please call 855-402-2646.

Visit [vanguard.com](https://www.vanguard.com) to obtain a prospectus or, if available, a summary prospectus. Investment objectives, risks, charges, expenses, and other important information about a fund are contained in the prospectus; read and consider it carefully before investing.

Financial advisor clients: For more information about Vanguard funds, contact your financial advisor to obtain a prospectus.

Investment Products: Not FDIC Insured • No Bank Guarantee • May Lose Value